

# EYFS Curriculum Cafe



Bishop Chadwick  
Catholic Education Trust



**St Oswald's Catholic**  
Primary School

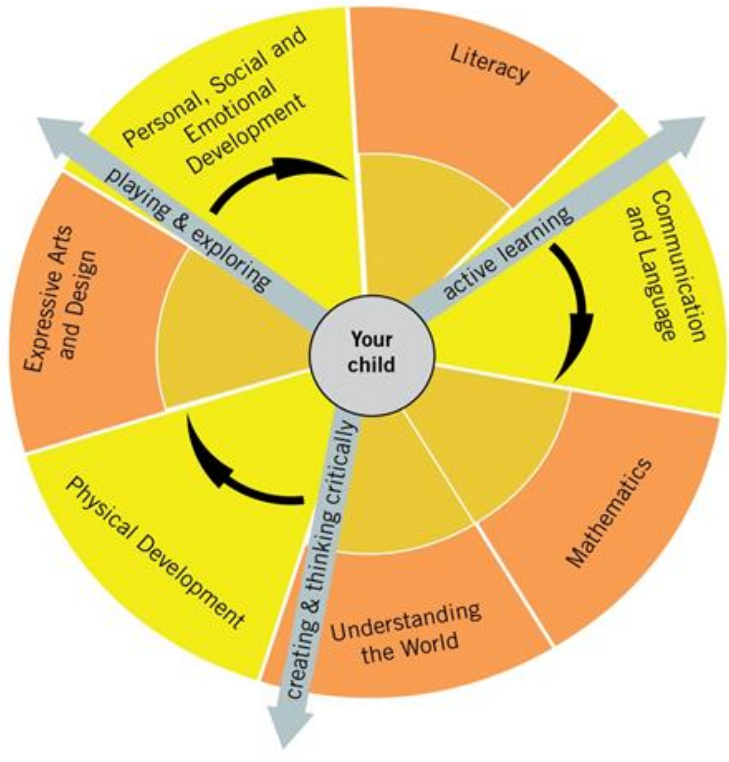
"We walk in the footsteps of Jesus so  
that we may have life in all its fullness"

John 10:10

# The Early Years

## Framework

Children will learn new skills, acquire new knowledge and demonstrate their understanding in the 7 areas of learning and development.



# Prime Areas

personal , social and emotional  
development

Communication and language

Physical development

# Specific areas

Mathematics

Literacy

Understanding the WORLD

**EXPRESSIVE ARTS AND DESIGN**

Children mostly develop in 3 prime areas first, which then supports development in the 4 specific areas.

These 7 areas support and guide the teaching and learning of the EYFS.

PLAY

is the highest  
form of

RESEARCH

-Albert Einstein

# Play: Why Is It Important?

Play is a **key factor in how children learn and create meaning**. Play develops children's cognitive skills as well as social, emotional and physical wellbeing.

Play helps children to:



interact with the world around them;



create meaning about their place in the world and with each other;



develop independence and confidence;



become **curious**;



build social relationships;



self-regulate.

As children grow and develop, the way in which they play will change and become more complex.

Alongside play children in our EYFS will participate in adult directed activities which ensure we teach children new knowledge and skills which they can apply independently in their 'work time'.

# Personal, Social and Emotional Development

Play underpins the EYFS. It also underpins learning and all aspects of children's development. Through play, children develop language skills, their emotions and creativity, social and intellectual skills. For some children play is scaffolded to support their unique learning and development.



# Communication and language




# Physical Development





# Literacy



# Phonics

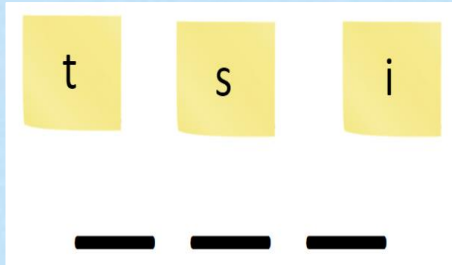


Sounds~Write is a quality first phonics programme.

Sounds-Write is acknowledged by the DfE as meeting **ALL** its criteria for an effective phonics teaching programme.

It is taught as a whole school approach from Reception to

KS2.





In school, we use the Sounds Write phonics program.



All children are introduced to all sounds as the class is taught as a whole.

**Segmenting**- is the process of breaking down a word into individual sounds such as c-a-t.

**Blending** is the process of combining the sounds to read the word c-a-t is cat.

## Key Concepts

All sounds are taught as part of a word and not as previously taught in Letters and Sounds.

Units include different groups of sounds.

Everyday words (which can not be sounded out) are taught in each Unit.

Skills are repeated each lesson and the sounds are introduced throughout the units.

# The Initial Code

- In Reception we are learning the following sounds:-
- Unit 1- a,i,m,s,t
- Unit 2- n,o,p
- Unit 3- b,c,g,h
- Unit 4- d,v,f,e
- Unit 5 - k,l,r,u
- Unit 6- j,w,z
- Unit 7- x,y,ff,ll,ss
- Unit 7 to 10 focus on building cvcc, ccvc and ccvcc words.

Word Building

**Key Skills**

Sound Swap

Dictation

Symbol Search

# Training Video

<https://www.youtube.com/watch?v=PHVHne036Rc>

# Mathematics





# Understanding the world



# Expressive Arts and design



# RE

As member of a Catholic Primary school your child will participate in regular RE lessons.

These are age appropriate and follow the diocesan materials.

Children will participate in daily prayers and in small group, class and key stage collective worship.



Our 'Come and See topics include 'Welcome', 'Local Church' and 'Universal Church'.

- Share stories, and enjoy reading together .
- Visit the library.
- Encourage independence and a 'keep trying' approach.
- Look at the school website and use the Class page photographs as a talking point.
- Complete any homework together.
- Read their Sounds Write home reading book and comment in their Home-School Diary.
- Share any concerns with us- and any 'Wow' moments!
- Talk about numbers, colours, shapes, sizes and patterns you notice in the everyday world.
- Have fun!

# Helping At Home