

Reception, Year 1 & Year 2

Phonics Cafe



"We walk in the footsteps of Jesus so
that we may have life in all its fullness"

John 10:10



Bishop Chadwick
Catholic Education Trust

WHAT IS PHONICS?

WHY DO WE TEACH PHONICS?

WHAT DOES PHONICS LOOK LIKE AT ST. OSWALD'S?

WHAT IS SOUNDSWRITE?

PHONICS SCREENING CHECK YEAR 1

HOW CAN I HELP MY CHILD AT HOME?

ANY QUESTIONS?

PHONICS ACTIVITIES WITH THE CHILDREN

WHAT IS PHONICS?

Each day the children have a 20 minute daily phonics lesson.

Children are taught to read by focussing on three essential skills:
blending, **segmenting** and **phoneme manipulation**

WHAT IS PHONICS?

Segmenting is the process of breaking down words into individual sounds, such as: /c/ /a/ /t/.

Blending is the process of combining sounds together to read a word. For example: the word cat is made up of three sounds /c/ /a/ /t/. Blending is a very important skill for reading!

Phoneme Manipulation is simply changing individual phonemes (sounds) in a word. An example would be if a child was asked to change the /s/ in 'sat' to /b/ and we get 'bat'.

WHY DO WE TEACH PHONICS?

In 2006 there was an independent review of the teaching of early reading (The Rose Report) and they identified two main parts of reading: **word recognition** and **language comprehension**.

Comprehension is the ultimate goal of reading but this goal cannot be achieved unless children can recognise the words on the page.

Phonics is essential in the progression of early reading skills and to build on fluency and understanding.

WHAT DOES PHONICS LOOK LIKE AT ST OSWALD'S?

REVISIT / REVIEW

TEACH

PRACTICE

APPLY

WHAT IS SOUNDWRITE?

1. Letters are symbols (spellings) that represent sounds.

2. A sound may be spelled by 1, 2, 3 or 4 letters

dog

street

night

dough

3. The same sound can be spelled in more than one way.

One sound - different spellings

rain

gate

break

stay

4. Many spellings can represent more than one sound.

One spelling - different sounds

head

seat

break

INITIAL CODE

In Reception we are learning the following sounds:-

Unit 1- a, i, m, s, t

Unit 2- n, o, p

Unit 3- b, c, g, h


Unit 4- d, v, f, e

Unit 5 - k, l, r, u

Unit 6- j, w, z

Unit 7- x, y, ff, ll, ss

Unit 7 to 11 - sh, ch, th, ck, ng wh



EXTENDED CODE

In Year 1 the children develop their knowledge further through The Extended Code.

EC1 - EC24 (Focussing on the sounds for Phonics Screening Check)

In Year 2 the children continue through the Extended Code and begin focussing on polysyllabic words. (e.g: hay/stack, play/mate)





WORD BUILDING

WORD BUILDING

o

p

sh

WORD BUILDING

o

p

sh

WORD BUILDING

p

sh

o

WORD BUILDING

sh

o

p

YEAR 1 PHONICS SCREENING CHECK

Year 1 will be completing their Phonics Screening Check on the week commencing - Monday 9th June 2025

June							2025
Sun	Mon	Tue	Wed	Thu	Fri	Sat	
1	2	3	4	5	6	7	
8	9	10	11	12	13	14	
15	16	17	18	19 <small>Juneteenth</small>	20	21	
22	23	24	25	26	27	28	
29	30						

© Calendarpedia® www.calendarpedia.com

Data provided 'as is' without warranty


YEAR 1 PHONICS SCREENING CHECK

2022 national curriculum assessments

Key stage 1

Phonics screening check

Pupils' materials



besb



quab



barp



flards



spran



hang

coin

shell

fabric

trapeze

concrete

HOW CAN I HELP MY CHILD AT HOME?

SoundsWrite
App

Phonics Games

'Say the sound and read the word' - Decoding and blending are the building blocks of early reading

Read as much as possible with your child






Reading in the environment

Discuss the meaning of words and ask questions.

HOW CAN WE HELP AT HOME?

READING FOR PLEASURE

Whilst daily reading with your child is strongly encouraged to best support early reading skills, it is also SO important to not forget about reading for pleasure!



HOW CAN WE HELP AT HOME?

FOLLOW MY FINGER

Word that is proving difficult to blend: Kim

K



Ki



Kim



This enables your child to blend the word in smaller steps.

HOW CAN WE HELP AT HOME?

FREE PARENT PHONICS COURSE

<https://www.udemy.com/course/help-your-child-to-read-and-write/>

This course introduces you to the Sounds-Write phonics programme, and gives you the knowledge, resources and activities you need to help your child to start learning to read and write.

The course is designed for parents and carers of children aged 4 to 6 who want to know how to get their children started in their journey towards becoming literate.

HOW CAN WE HELP AT HOME?

Buried Treasure



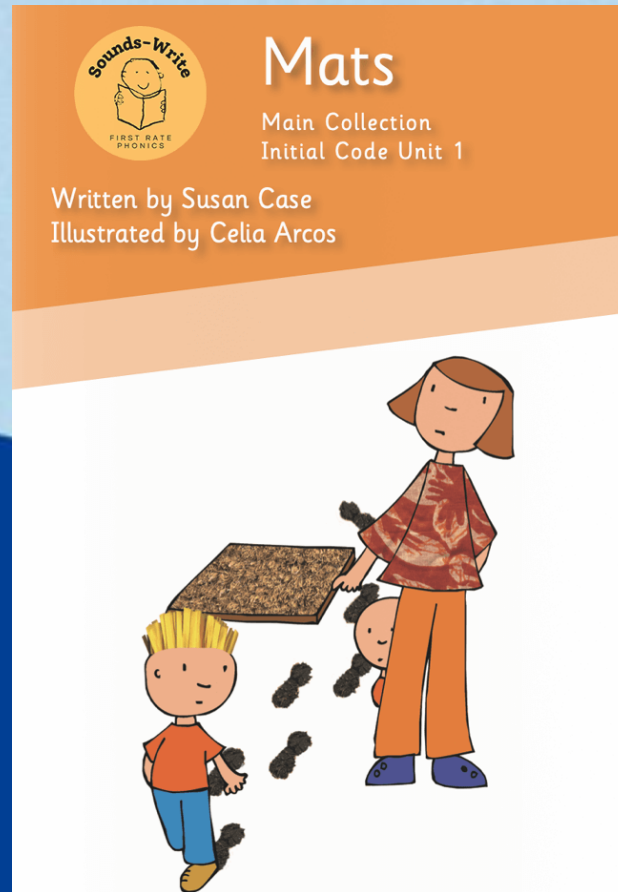
Get Snack

0



Back

HOW CAN WE HELP AT HOME?



HOW CAN WE HELP AT HOME?



Initial Code 4+

Sounds-Write Ltd

★★★★★ 3.5 • 12 Ratings

Free - Offers In-App Purchases

iPad Screenshots



ANY QUESTIONS?



PHONICS ACTIVITIES

Please choose different Phonics activities from the stage area to try with your child.

If you have any questions, please just ask! 😊

